


EASY
EXCELLENCE

3D-SCANNERS
MILLING
PROSTHETIC PARTS
ORTHODONTICS

UNCOMPROMISING &
EFFICIENT

CS.ULTRA *PRO*

The superior Scanner Generation by **CADstar**




 **CADstar**
Digital Dental Solutions

THE PREMIUM SCANNER FOR THE HIGHEST OF DEMANDS

Sophisticated technology, uncompromising efficiency and accomplished design are the characteristics of the "PRO" series.

The "CS ULTRA PRO" is a high-performance scanner of the second generation, developed for professional users with a sophisticated requirement profile.



The "direct positioning system enables direct control of individual scanner axes for the capturing of hard-to-access areas.



The "index positioning system" guarantees the simultaneous capturing of the current model position, which guarantees ultra-fast and accurate digitalisation, even with objects with small parts.



All common indications - from caps and frames, and occlusal splints to individual abutments - can be easily scanned and modelled.



New high-performance industrial cameras with an ultra-fast USB 3.0 interface and new CMOS sensor. The high data rate shortens the scan time by around 40%, and the transfer speed to the PC is increased significantly.



Greater convenience through a user-friendly mounting system as well as a practical "wizard function" - taking you through the scanning process with ease from start to finish.



All conventional articulators (e.g. Amann Girschbach, KaVo and SAM) can be digitally captured. Bite registration can be automatically and correctly transferred to Exocad. Chewing simulations can also be easily carried out.



Hand-drawn colour markings on the model are neatly and sharply captured, and prepared in Exocad for the design process. This function is especially helpful for the digital manufacturing of partial frameworks.



The unique drive system and improved sensors ensure more dynamics during the scanning process. An advanced data format with further developed compression reduces the memory requirement by up to 80% in comparison to the previous version.

Technical details:

Dimensions: H: 385mm x W: 398mm x L: 387mm

Weight: 16kg

Scanning process: White stripe light with texture and colour recognition

Accuracy: approx. 5µm

Scan time: < 5 seconds per recording

2 scan modes: Wizard and Pro

2 USB cameras: USB 3.0 interface, e2y CMOS sensor

File output formats: STL, OBJ, OFF, PLY



Pure White



All Black




Manhattan Gray



Classic Black & White

At CADstar, all scanners are available in the following colors: **Pure White**, **All Black**, **Manhattan Gray** or **Classic Black & White**. Configure your individual scanner under www.cadstar.dental/leistungen/scan-systeme.

CS ULTRA PRO ACCESSORY FOR MORE CONVENIENCE AND EFFICIENCY



CALIBRATION BODY

The calibration body is part of the CS ULTRA recalibration system and allows recalibration of the system after vibrations or varying environmental conditions.



MODEL HOLDER

The model holder of the CS ULTRA keeps models at an ideal distance from the scanner and can also be upgraded with the model fixator.



SPLIT CAST

With the aid of the optional Split Case Adapter, bite registrations from common articulators can be transferred to the software automatically, correctly and with no loss of precision. We recommend this accessory above all for users of the following additional packages: Virtual Articulator, Splint Module. The Split Cast Adapters are compatible with:

- Artex / Adesso
- SAM
- KaVo Protar
- Quicksplit



QUARTER TRAY ADAPTER

With the Quarter Tray Adapter, partial models of upper and lower jaws, and up to four stumps, can be scanned simultaneously, which significantly increases the productivity of the scanning system. In just two scanning steps, the occlusion and subsequently the neighbouring teeth and stumps are captured.



ARTI-BASE

The open construction of the CS ULTRA also enables the user to completely digitalise all common articulators with the aid of the Arti Base. The scanner automatically captures the entire vestibular area of the articulated models, and there is no annoying fixing of the upper and lower jaw.



MULTI DIE ADAPTER

The Multi Die Adapter enables simultaneous capturing of up to 9 stumps with just one scan. This practical accessory means that the necessary scan time can be reduced and the economic efficiency of your device can be increased further.



MODELLHALTER QUICK-FIX

The new version of our model holder with quick-fix function fixes models in a matter of seconds. The model holder also features a calibration ring for more precise scan results, even with the smallest of objects.



CADstar Österreich

CADstar GmbH · Sparkassenstr. 4 · 5500 Bischofshofen
Tel. +43 (0) 6462 32 880 · Fax +43 (0) 6462 60 11 11

CADstar Deutschland

CADstar GmbH · Unsöldstr. 2 · 80538 München
Tel. 0800 32 880 10

office@cadstar.dental · www.cadstar.dental

